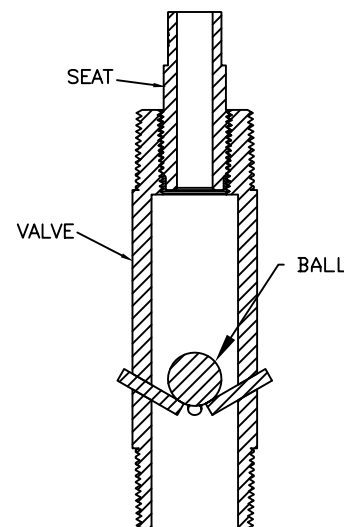
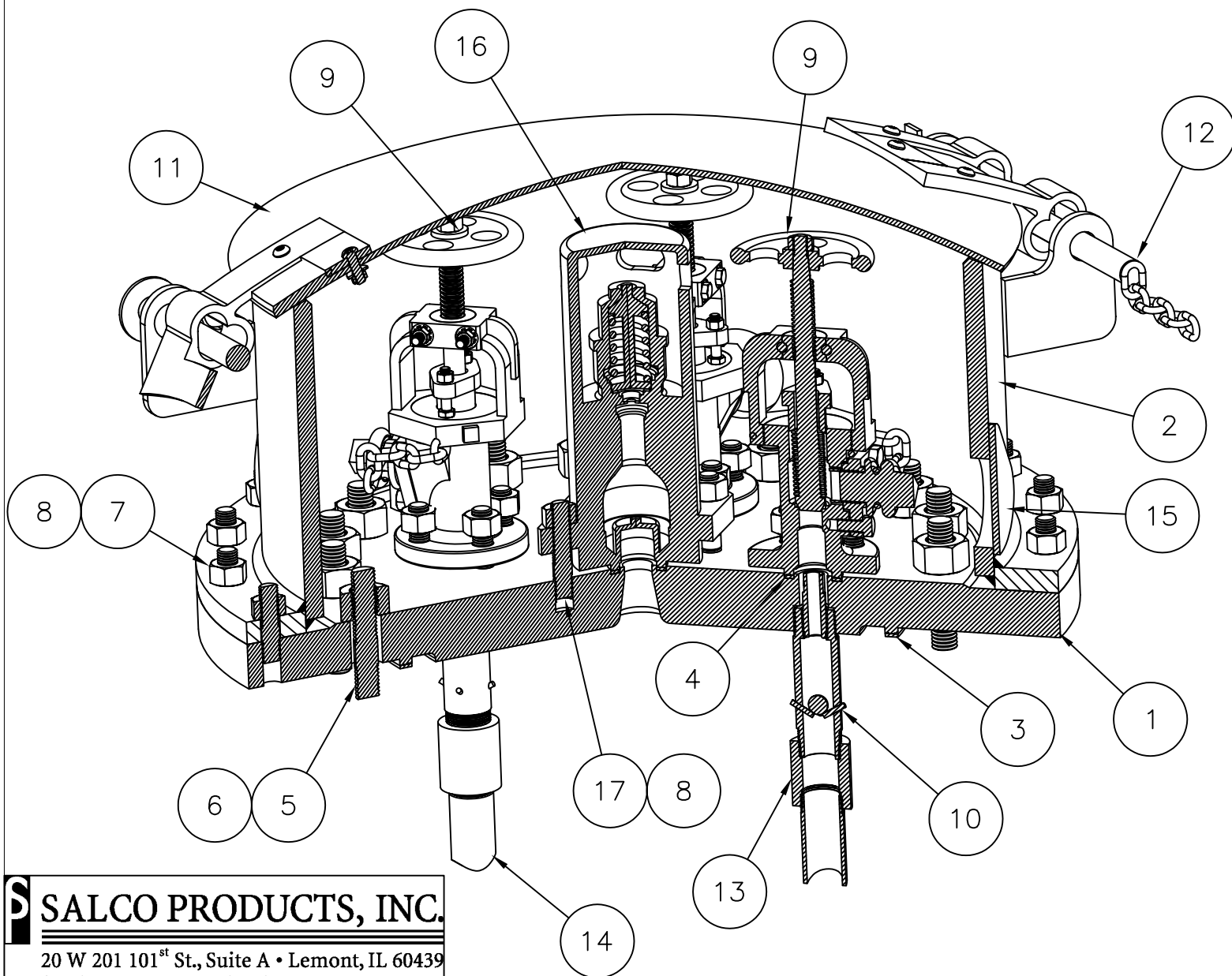


NO.	PART NAME	PART #	REQ'D
1	18" MANWAY COVER	TMC18CPPC1	1
2	PROTECTIVE HOUSING	CALL SALCO	1
3	MANWAY COVER GASKET	S1084277	1
4	VALVE GASKET	S1086117	5
5	STUD 1 1/8-7X5 1/2	STUD103711231	20
6	1-1/8" - 7 NUT	N118XL7	20
7	3/4" - 10 X 3" STUD	SB343L7	36
8	3/4" - 10 NUT	309-001050N	40
9	1" ANGLE VALVE	DESCOTE921	4
10	EXCESS FLOW VALVE	SEE RIGHT	2
11	PROTECTIVE HOUSING DOME	MBC18A1A	1
12	1" SEAL PIN	SEE CHART	1
13	1 1/4" COUPLER	CALL SALCO	2
14	EDUCTION TUBE	CALL SALCO	2
14A	EDUCTION TUBE BENT	CALL SALCO	2
15	PROTECTIVE HOUSING FLAPPER	CALL SALCO	4
16	PRESSURE RELIEF VALVE	SEE RIGHT	1
17	3/4" - 10 X 3 3/4" STUD	SB34334L7	4

CHLORINE CAR CHART DOT105A500W

LENGTH	PART #
10"	SP110CS
12"	SP112CS
14"	SP114CS
16"	SP116CS



EXCESS FLOW VALVES

FLOW RATE LB/HOUR	7,000	11,000	15,000
CL2 INSTITUTE DWG #	101-7	163-5	114-6
VALVE ASS'Y PART #	EFVCL27	EFVCL211	EFVCL215
SEAT PART #	EFVCL2ST34	EFVCL2ST34	EFVCL2ST34
BALL PART #	EFVCL2BL34M	EFVCL2BL34C	EFVCL2BL34C

ALL BODIES ARE MONEL 400 OR R405.
ALL SEATS ARE MONEL K-500.
EFVCL2BL34M IS MONEL K-500
EFVCL2BL34C IS FIRTHITE TUNGSTEN GR. H-6

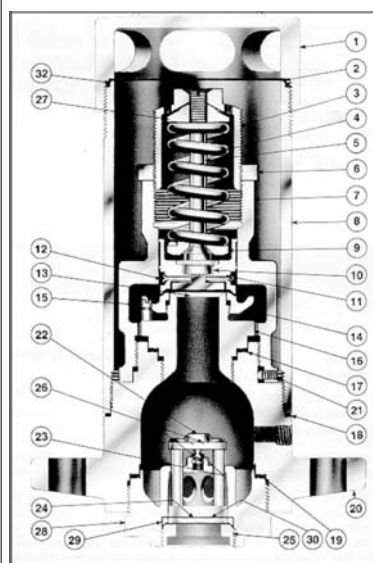
ANGLE VALVE

NO	PART NAME	NO	PART NAME
1	BODY	32	PACKING RING
2	BONNET	33C	OUTLET FLANGE STUD
4	DISC SEAT	33D	BONNET STUD
6	SEAT	34	STUD
9	STEM	35	NUT
12	BELLOWS	36A	NUT
14	PACKING GLAND	36B	NUT
15	GLAND FLANGE	36C	NUT
19	PILLAR	36D	NUT
20	YOKE SUPPORT	41	LUBRICATOR
21	YOKE BUSHING	44	HANDWHEEL NUT
23	HANDWHEEL	51	O-RING
31A	BODY GASKET	99	OUTLET FLANGE
31B	BONNET GASKET	127	PLUG

FOR PART NUMBERS OF INDIVIDUAL COMPONENTS, ADD A 'PN' IN FRONT OF THE NUMBER.
FOR EXAMPLE, IF YOU ARE ORDERING A PLUG, THE PART NUMBER WOULD BE PN127.

PRESSURE RELIEF VALVE

1 1/2" JQ VALVE



METALLIC SEATS PART # 88090		88091		METALLIC SEATS PART # 88090		88091	
BREAKING PIN SETTING (PSIG) 225		375		BREAKING PIN SETTING (PSIG) 225		375	
NO	PART NAME	PART #	PART #	NO	PART NAME	PART #	PART #
1	CAP	143368	143368	16	NOZZLE	39761	39761
2	UPPER DIAPHRAGM	32333	32333	17	NOZZLE WASHER	32322	32322
3	ADJUSTING BOLT	39764	65883	18	BASE WASHER	32324	32324
4	SPRING	52725	67261	19	SAFETY WASHER	32468	32468
5	SPINDLE W/BALL	SA60782	SA60782	20	BASE	32323	32323
6	LOCKNUT	32315	32315	21	LOCKSCREW	32326	32326
7	DISC GUIDE	143369	143369	22	YOKE	48886	68195
8	CASING	143370	143370	23	BREAKING PIN	143371	143372
9	BOTTOM SPRING WASHER	32318	32318	24	PLUNGER	69387	69387
10	DISC BUSHING	32319	32319	25	SPANNER NUTS	48889	48889
11	DISC HOLDER	32319	32319	26	CLIP	48890	68197
12	COTTER PIN	28066	28066	27	TOP SPRING WASHER	39762	39762
13	DISC INSERT	154471	154471	28	HOUSING	143373	143374
14	ADJUSTING RING	32327	32327	29	FOLLOWER	48892	48892
15	LOCK PIN	39763	39763	30	LOWER DIAPHRAGM	143375	143375

ELASTOMERIC SEATS

NO	PART NAME	PART #	NO	PART NAME	PART #
10	DISC BUSHING	76592	16	NOZZLE	76954
11	DISC HOLDER	76592	17	O-RING	76246
12	SPIRAL PIN	75946	32	O-RING	75545
13	COLLAR	76593			

ALL PARTS LISTED TO LEFT ARE USED ON ELASTOMERIC SEAT VALVES REGARDLESS OF PRESSURE SETTING.
VALVE # BREAKING PIN SETTING
88092 225 (PSIG)
88093 375 (PSIG)

SALCO PRODUCTS, INC.

20 W 201 101st St., Suite A • Lemont, IL 60439
(630) 783-2570 Fax (630) 783-2580

22311 Hufsmith-Kohrville • Tomball, TX 77375
(281) 351-0274 Fax (281) 351-1514

CROSBY

descote

S **SALCO PRODUCTS, INC.**

tyco / *Flow Control*

 **gasket**
*resources
incorporated*

DURLON® 9000