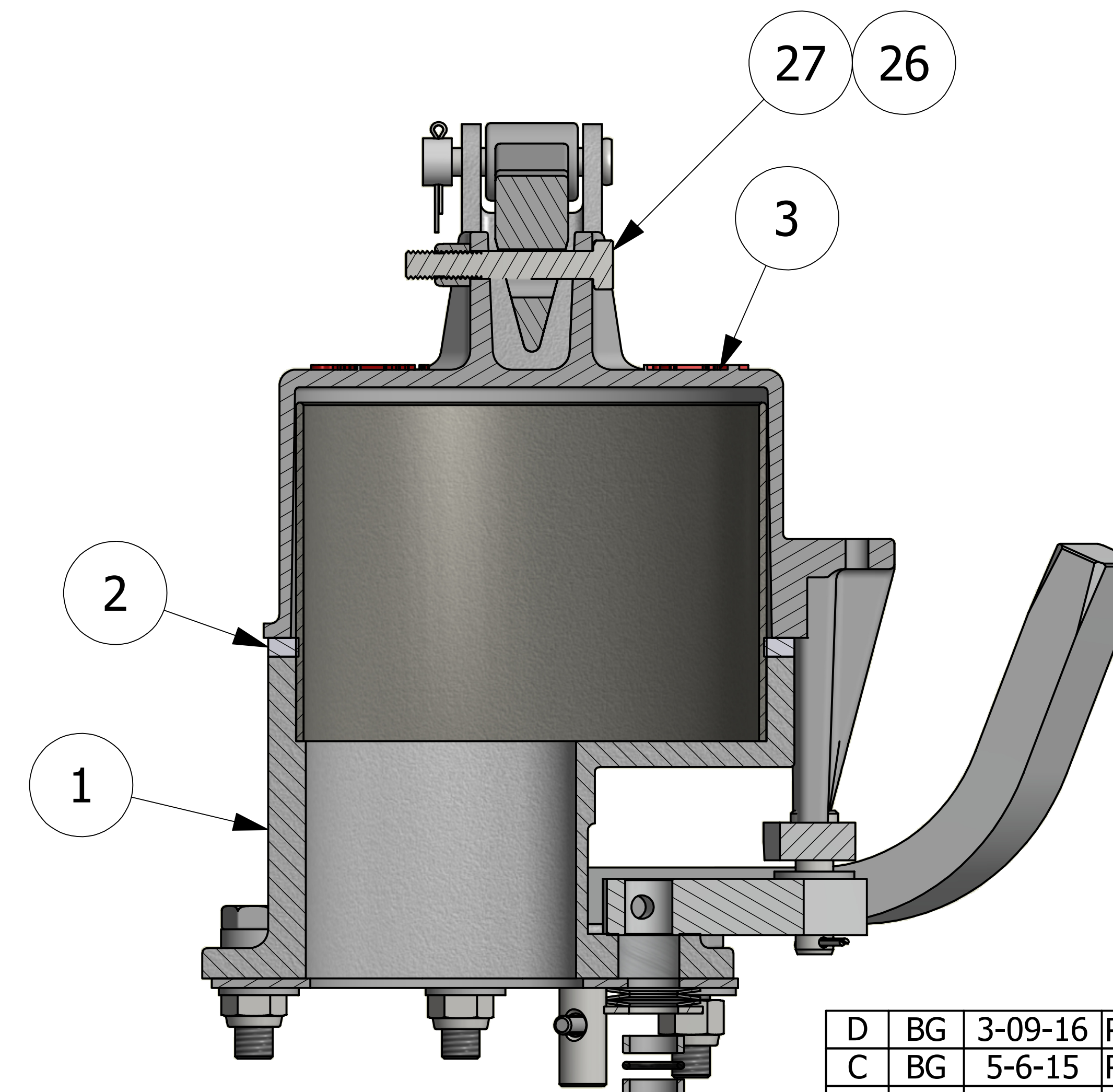
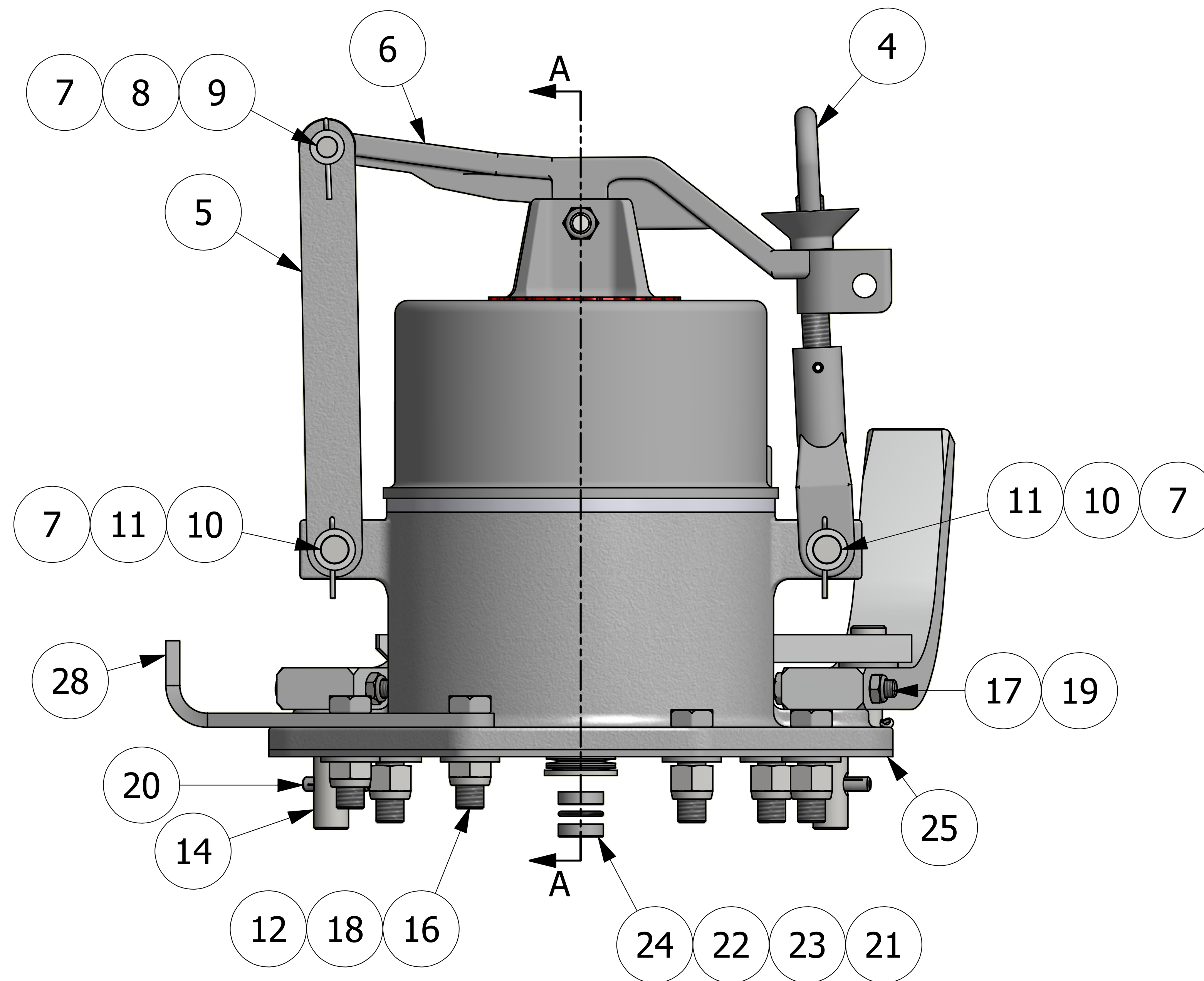


ISOMETRIC VIEW

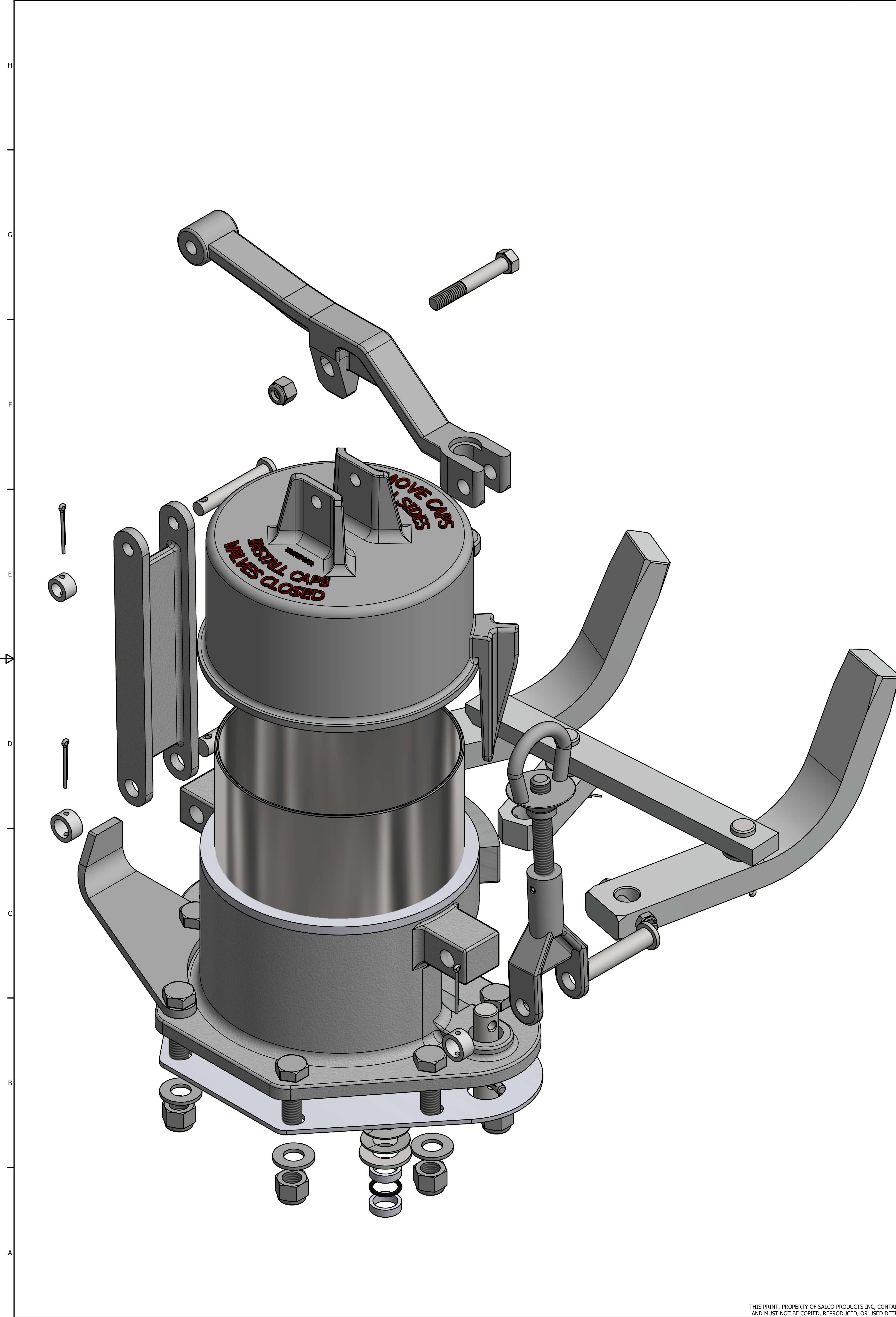


SECTION A-A

D	BG	3-09-16	REPLACED (2) A25866 WITH (2) EN31693
C	BG	5-6-15	REPLACED EAEN20 & RPSNEN20 WITH EAEN20A
B	RJP	3-5-15	REMOVED: (2) EN3206-28, (2) EN3206-26, (1) A15949, (1) EN32254-3, (2) WASH12SS ADDED (3) A15961, (1) HB13113, (1) EA111N, (1) EN3206-23, (1) SVS8WS, (1) A25862
A	BG	3/11/14	DRAWING RELEASED FOR PRODUCTION
REV	BY	DATE	DESCRIPTION

UNLESS OTHERWISE SPECIFIED DIMENSIONAL TOLERANCES FRACTIONAL: $\pm 1/16$ X.XX: $\pm .03$ X.XXX: $\pm .015$ ANGULAR: $\pm 1^\circ$ DEBURR ALL SHARP EDGES. ALL MACHINED SURFACES TO HAVE A 125 RMS FINISH UNLESS NOTED OTHERWISE. THIRD ANGLE PROJECTION	DRAWN BY: BG CHECKED BY: CHL PROTOTYPE BY: BG PROTOTYPE DATE: 8/26/2008 APPROVED FOR PRODUCTION BY: BG PRODUCTION DATE: 3/11/2014
---	--

SALCO PRODUCTS, INC.			
PART NAME: END ADAPTER ASSEMBLY LEFT HAND			
MATERIAL: SEE BOM/NOTE			
PROJECT #:	080514	SHEET #:	1 OF 2
DRAWING #:	E25917	PART #:	ENEN20ALH
SCALE:	3:4		



NO.	PART NAME	PART#	REQ'D	MATERIAL
1	END ADAPTER ASSEMBLY	EAEN20A	1	ALUMINUM
2	NOZZLE GASKET	EN7837	1	FDA NITRILE
3	OUTLET CAP	RPEN20	1	GREY ABS
4	OUTLET CAP SIDE LINK ASSEMBLY	SLAEN20	1	ALUMINIUM
5	PIVOT ARM	PAEN2022	1	ALUMINUM
6	LOCKING ARM	LAEN20	1	ALUMINUM
7	3/32"X1" COTTER PIN	A15961	3	18-8 SS
8	SPACER 3/8"X5/8"	A15949	1	WHITE DELRIN
9	CLEVIS PIN 3/8" X2 11/64"	EN32254-3	1	18-8 SS
10	CLEVIS PIN 1/2" X2 11/64"	EN32254-2	2	18-8 SS
11	SPACER 1/2"X3/4"	A15950	2	WHITE DELRIN
12	FLAT WASHER 1/2" SAE	A20W	6	CS Z/P
13	OPERATING LEVER ASSEMBLY	D25834	1	ALUMINUM
14	OPERATING END SHAFT	A15955	2	18-8 SS
15	OPERATING HANDLE LEFT	C25361	1	ALUMINUM
16	HEX BOLT 1/2"-13X1 3/4"	VUTBS	6	18-8 SS
17	HEX BOLT 5/16"-18X2"	HB70061	2	18-8 SS
18	HEX LOCK NUT 1/2"-13	TN20LNS	6	18-8 SS
19	HEX LOCK NUT 5/16"-18	R20ANS	2	18-8 SS
20	GROOVED PIN 1/4"X1 1/4"	EN3206-14	2	18-8 SS
21	SPRING WASHER 5/8"	A25862	3	18-8 SS
22	O-RING 5/8"	A25867	1	NITRILE
23	FLAT WASHER 5/8" SAE	SV58WS	1	18-8 SS
24	SHAFT BEARING	EN31693	2	NYLON
25	END ADAPTER GASKET	EN30725	1	NEOPRENE
26	HEX LOCK NUT 3/8"-16	EA111N	1	CS Z/P
27	HEX BOLT 3/8"-16 X 2 1/2"	HB13113	1	CS Z/P
28	LEVER STOP	LSEN34094	1	ALUMINUM
29	GROOVED PIN 5/16"X1 1/4" (NOT SHOWN)	EN3206-23	1	18-8 SS

D	BG	03-09-16	REPLACED (2) A25866 W/ (2) EN31693
C	BG	5-6-15	REPLACED EAEN20 & RPSNEN20 WITH EAEN20A
B	RJP	3-5-15	REMOVED: (2) EN3206-28, (2) EN3206-26, (1) A15949, (1) EN32254-3, (2) WASH12SS ADDED (3) A15961, (1) HB13113, (1) EA111N, (1) EN3206-23, (1) SVS8WS, (1) A25862
A	BG	3/11/14	DRAWING RELEASED FOR PRODUCTION
REV	BY	DATE	DESCRIPTION

UNLESS OTHERWISE SPECIFIED DIMENSIONAL TOLERANCES FRACTIONAL: ±1/16 X.XX: ±.03 X.XXX: ±.015 ANGULAR: ±1° DEBURR ALL SHARP EDGES. ALL MACHINED SURFACES TO HAVE A 125 RMS FINISH UNLESS NOTED OTHERWISE. THIRD ANGLE PROJECTION	DRAWN BY:	BG
	CHECKED BY:	CHL
	PROTOTYPE BY:	BG
	PROTOTYPE DATE:	8/26/2008
	APPROVED FOR PRODUCTION BY:	BG
	PRODUCTION DATE:	3/11/2014

SALCO PRODUCTS, INC.

END ADAPTER ASSEMBLY LEFT HAND

SEE BOM/NOTE

PROJECT #: 080514 SHEET #: 2 OF 2 SCALE: 3:4

DRAWING #: **E25917** PART #: **ENEN20ALH**