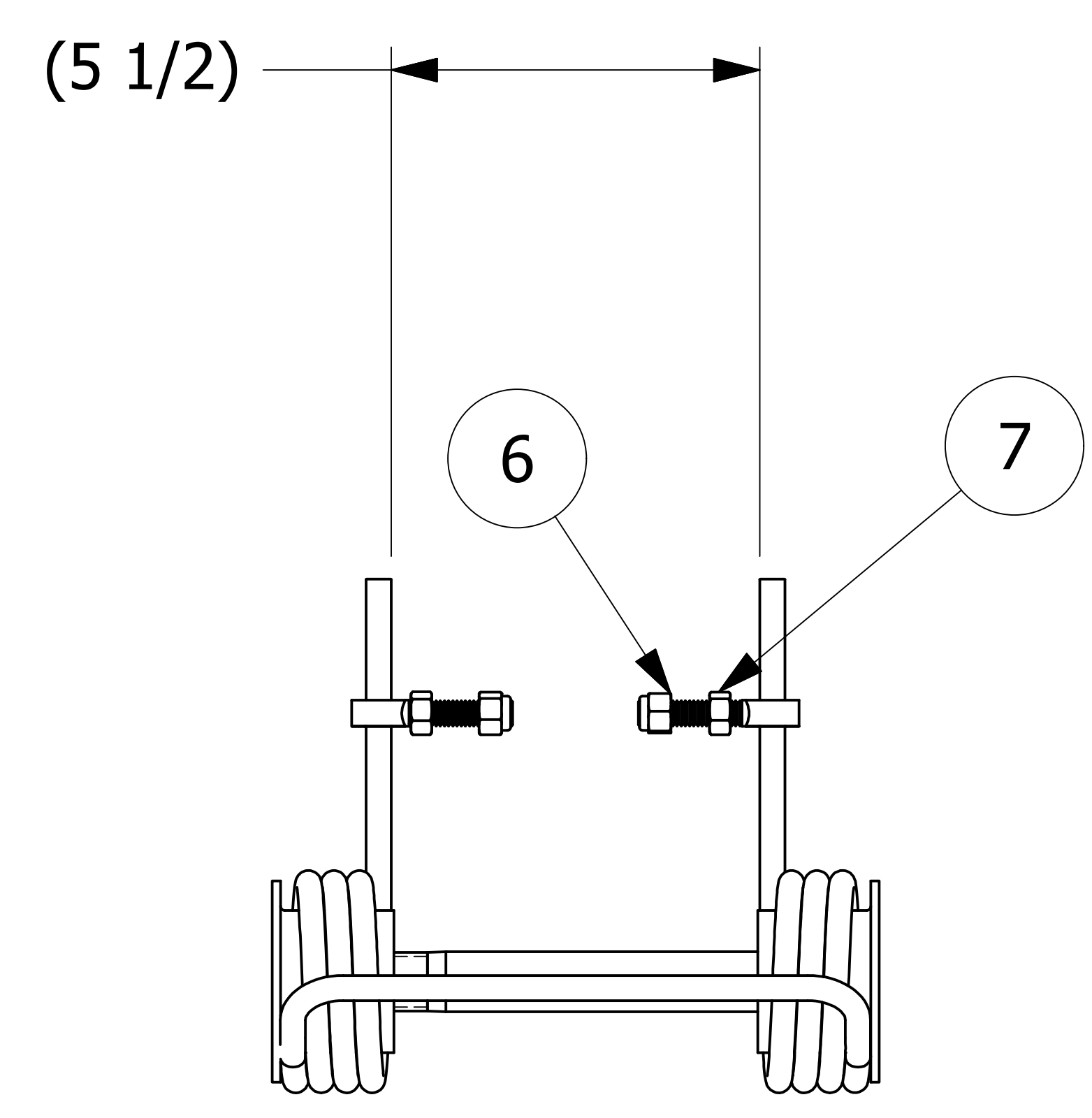
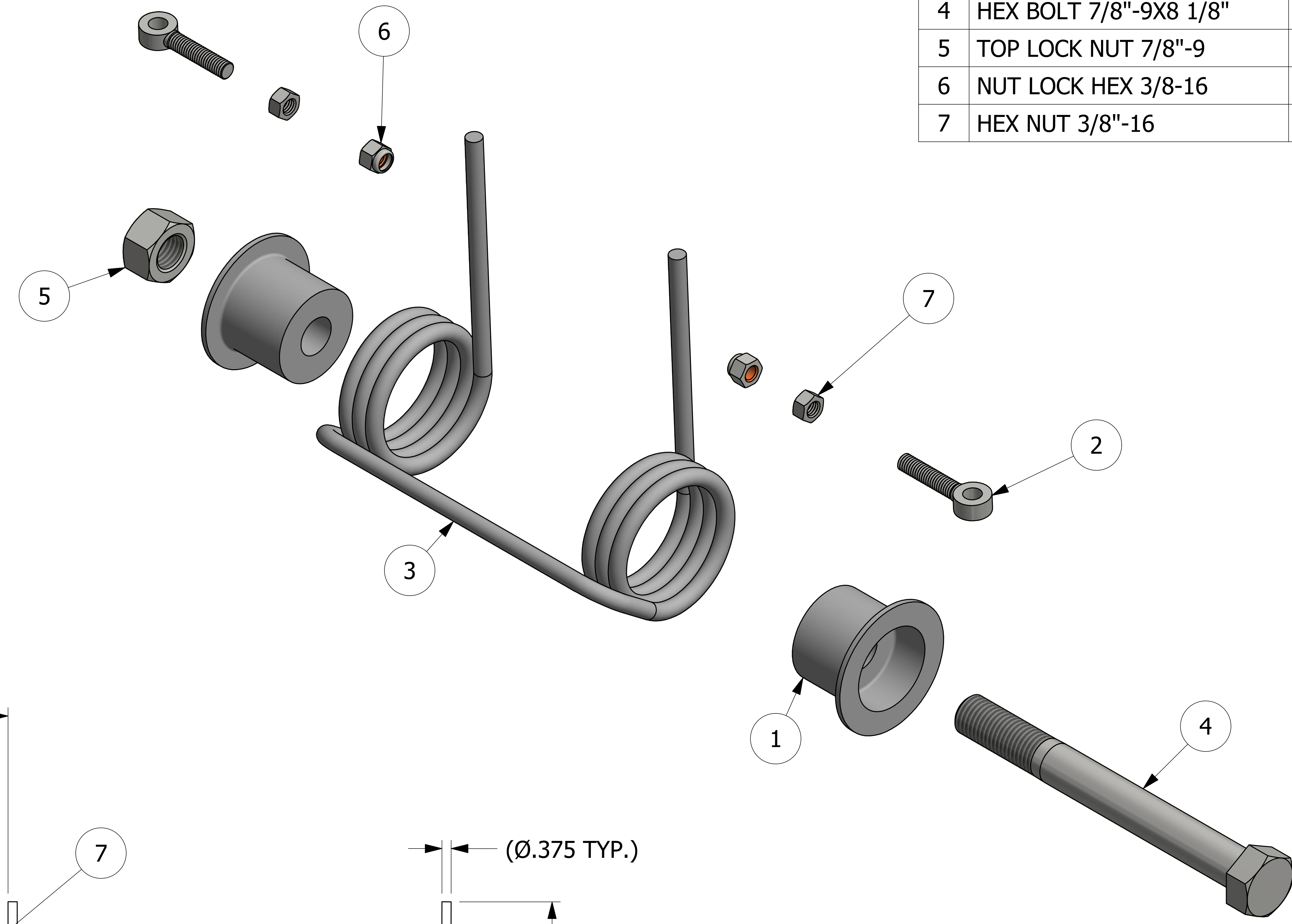
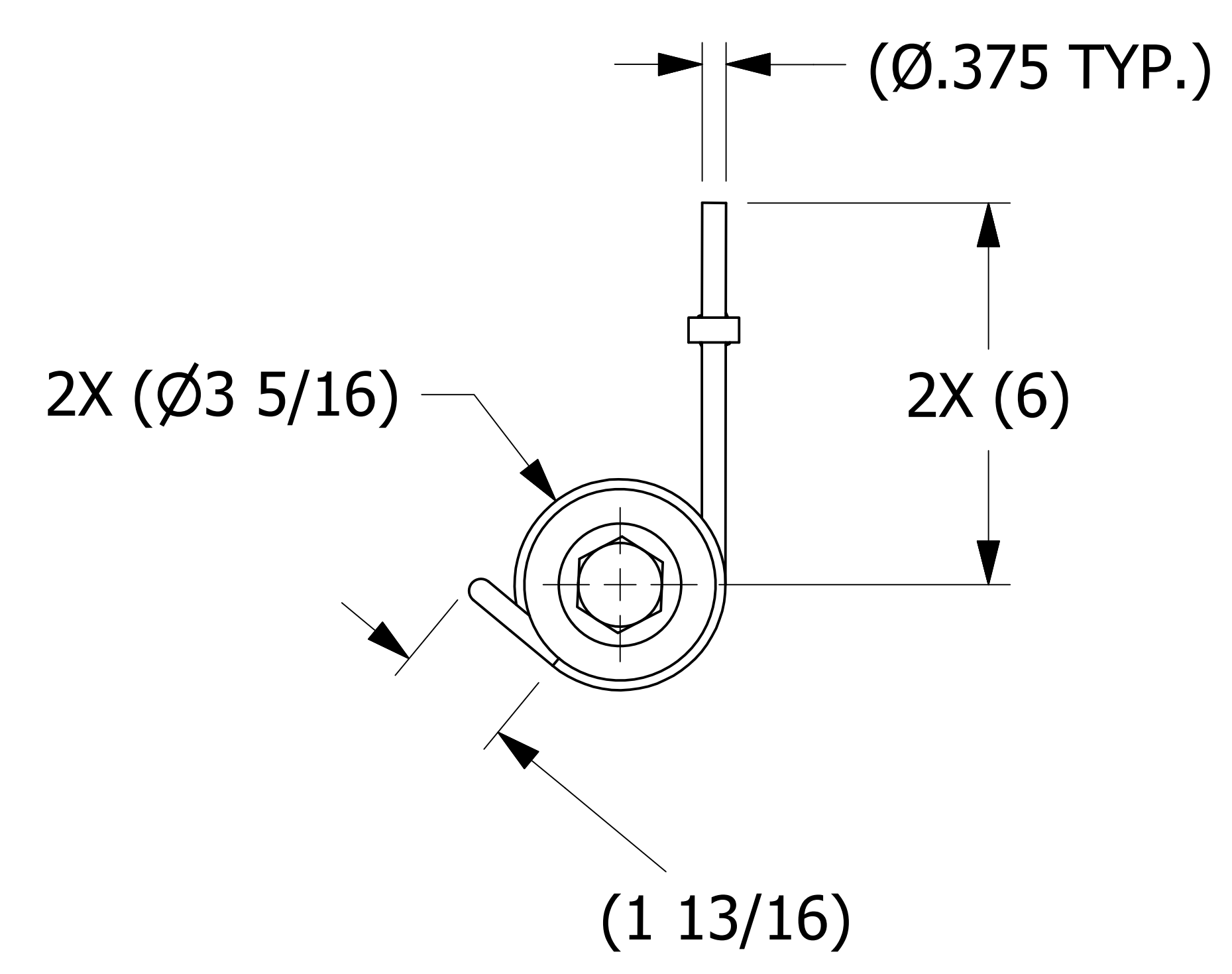


NO.	PART NAME	PART#	REQ'D	MATERIAL
1	BUSHING	A30298	2	CS Z/P
2	3/8"-16 X 2" LATCH EYEBOLT	A35386	2	18-8 SS
3	DUAL TORSION SPRING	C40954	1	302 SS
4	HEX BOLT 7/8"-9X8 1/8"	HB788125C	1	CS Z/P
5	TOP LOCK NUT 7/8"-9	LN70804	1	18-8 SS
6	NUT LOCK HEX 3/8-16	LN70862	2	18-8 SS
7	HEX NUT 3/8"-16	NUT38XSW	2	18-8 SS



FRONT VIEW
SCALE 1 : 2



- NOTES:
 1. FITS ON ARI 20" STYLE MANWAY COVER.
 2. APPROX. TORQUE @ 70° DEFLECTION: 150 FT-LBS.

C	WEB	10/27/20	REPLACED LN77798 W/ LN70862; UPDATED TITLE BLOCK; SORTED BOM
B	WEB	8/15/17	REPLACED HB7885C WITH HB788125C, REMOVED 9 1/16 DIM
A	JG	3/9/15	RELEASED FOR PRODUCTION
REV	BY	DATE	DESCRIPTION

UNLESS OTHERWISE SPECIFIED DIMENSIONAL TOLERANCES FRACTIONAL: ±1/16 X.XX: ±.03 X.XXX: ±.015 ANGULAR: ±1° DEBURR ALL SHARP EDGES. ALL MACHINED SURFACES TO HAVE A 125 RMS FINISH UNLESS NOTED OTHERWISE. THIRD ANGLE PROJECTION	DRAWN BY: RJP	CHECKED BY: VD	PROTOTYPE DATE: 2/25/2015	APPROVED FOR PRODUCTION BY: CHL	PRODUCTION DATE: 3/9/2015	SIZE: E	DRAWING #: 40953
--	---------------	----------------	---------------------------	---------------------------------	---------------------------	---------	------------------

SALCO PRODUCTS, INC.

LIFT ASSIST

SEE BOM

PROJECT #: R1501141 SHEET #: 1 OF 1 SCALE: 1 : 1

LAD20ARI02